

Date Range **29 Jan 2018 - 10 Aug 2018**

Unit **Permanent Signs**

## Summary

**Management**

**Traffic Controller**

**9**

Number of Results

**10**

85%	Final Score	76%
98%	Obvious Hazards Identified	92%
85%	Hidden Hazards Identified	87%
83%	Controls Identified	75%
81%	Critical Controls Identified	69%

## Past Results

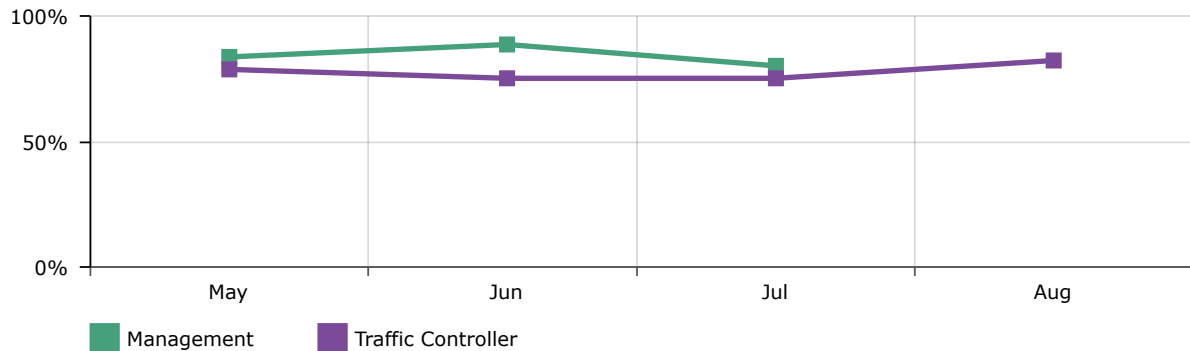
**Management**

Final Score

**Traffic Controller**

**Average Result: 34 / 40**

**Average Result: 31 / 40**



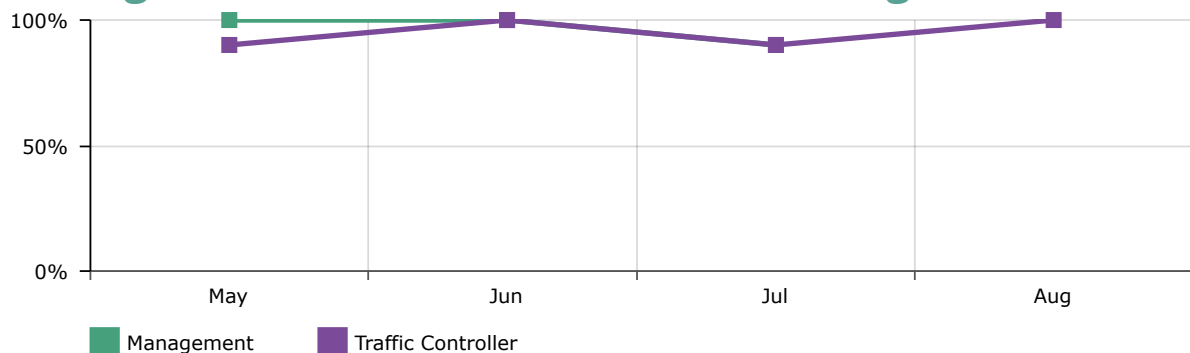
**Management**

Obvious Hazards

**Traffic Controller**

**Average Result: 5 / 5**

**Average Result: 5 / 5**



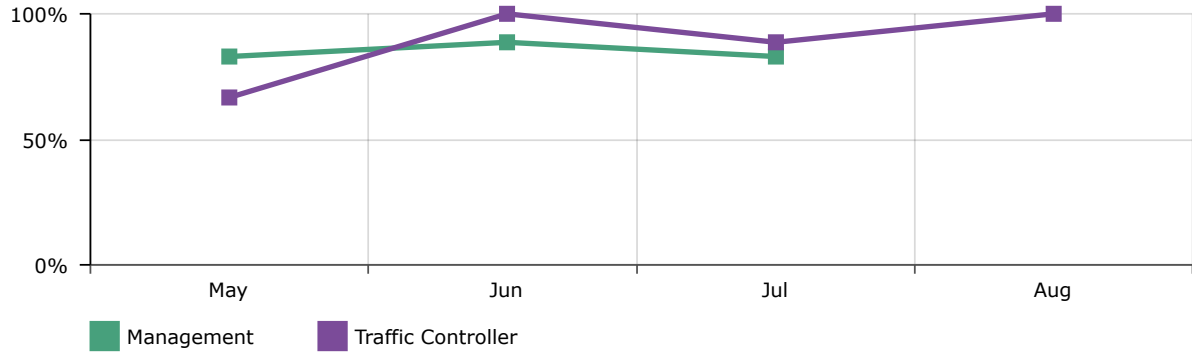
**Management**

Hidden Hazards

**Traffic Controller**

Average Result: 3 / 3

Average Result: 3 / 3



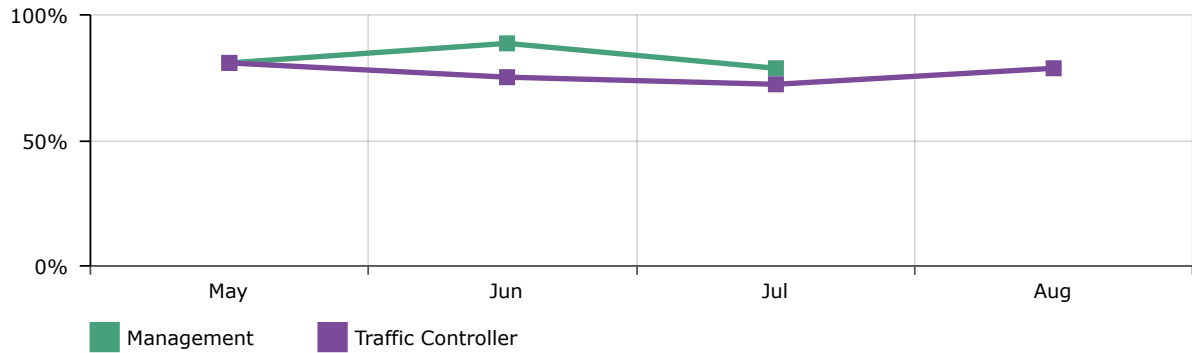
**Management**

Controls

**Traffic Controller**

Average Result: 20 / 24

Average Result: 18 / 24



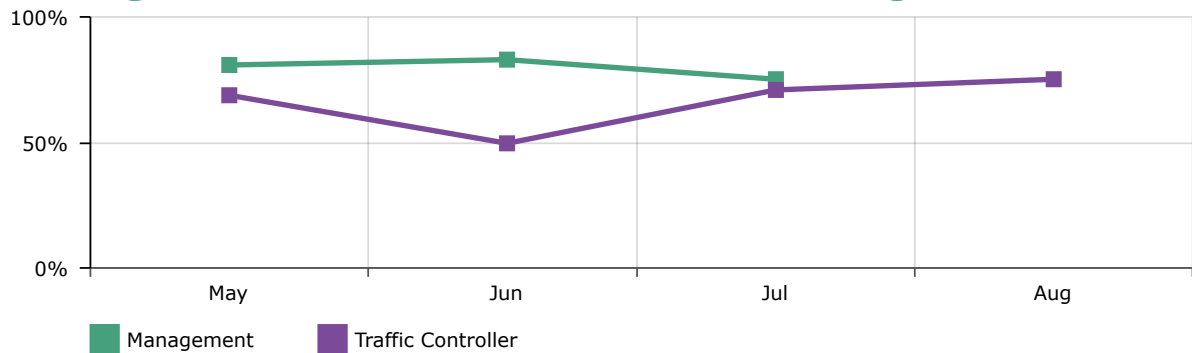
**Management**

Critical Controls

**Traffic Controller**

Average Result: 6 / 8

Average Result: 6 / 8



## Obvious Hazards

### Management

### Summary

### Traffic Controller

Total		Total
5 / 5	Hazards Identified	5 / 5
12 / 15	Controls Identified	10 / 15
3 / 5	Critical Controls Identified	3 / 5

### Management

### Hazards

### Traffic Controller

Identified		Identified
100%	Fallen Signage	100%
100%	Graffiti on Sign	100%
100%	Poor Sign Placement	90%
100%	Sign Too Low	90%
89%	Sign at Wrong Angle	80%

### Management

### Details

### Traffic Controller

Identified	Fallen Signage	Identified
70%	Controls Identified	63%
44%	Critical Controls Identified	30%
Identified	Graffiti on Sign	Identified
89%	Controls Identified	67%
100%	Critical Controls Identified	90%
Identified	Poor Sign Placement	Identified
81%	Controls Identified	70%
89%	Critical Controls Identified	80%
Identified	Sign Too Low	Identified

85%	Controls Identified	57%
89%	Critical Controls Identified	90%
<b>Identified</b>	<b>Sign at Wrong Angle</b>	<b>Identified</b>
67%	Controls Identified	90%
67%	Critical Controls Identified	40%

## Hidden Hazards

### Management

### Summary

### Traffic Controller

Total		Total
3 / 3	Hazards Identified	3 / 3
8 / 9	Controls Identified	8 / 9
2 / 3	Critical Controls Identified	2 / 3

### Management

### Hazards

### Traffic Controller

Identified		Identified
89%	Reduced Visibility	90%
67%	Not Knowing MRWA responsibilities	70%
100%	Incorrect Sign Installation	100%

### Management

### Details

### Traffic Controller

Identified	Reduced Visibility	Identified
96%	Controls Identified	90%
100%	Critical Controls Identified	60%
Identified	Not Knowing MRWA responsibilities	Identified
78%	Controls Identified	63%
78%	Critical Controls Identified	60%
Identified	Incorrect Sign Installation	Identified
100%	Controls Identified	97%
78%	Critical Controls Identified	100%

## Hazard Ranking

This section shows what severity the employees completing the unit gave to each hazard, from most to least.

### Management

### Traffic Controller

Rank	Hazard	Rank
1	Fallen Signage	2
7	Graffiti on Sign	7
2	Incorrect Sign Installation	3
4	Not Knowing MRWA responsibilities	1
3	Poor Sign Placement	5
6	Reduced Visibility	6
5	Sign at Wrong Angle	8
8	Sign Too Low	4