



Report Type
Mental Health Indicators

Number of Results
25

Date Generated
31 Jul 2017

Results Between **13 Mar 2017 and 31 Jul 2017**

Office or Operations

Office

Age

35-44

Gender

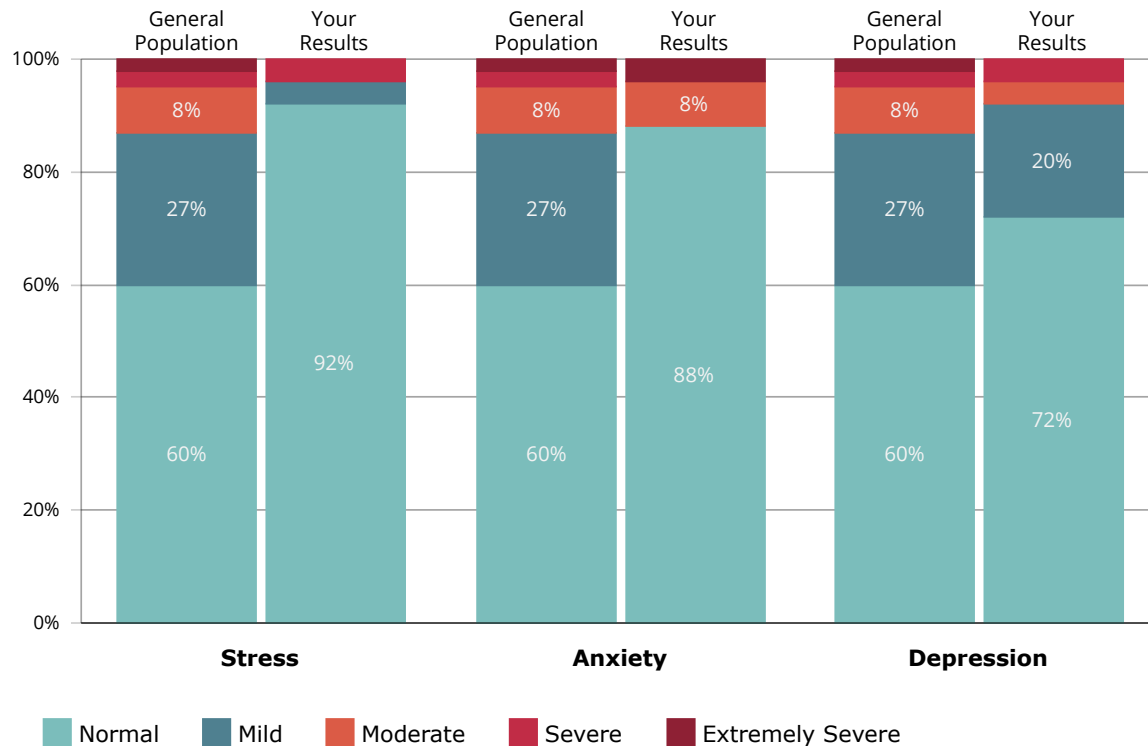
Male

Organisation-Wide Indicators

Conditions Overview

		None	One	Two	Three
DASS-21 Results	25	84%	12%	0%	4%
DASS-21 Help Requests	1	0%	100%	0%	0%
Home Screen Help Requests	2				
Module Only Results	5				
au.reachout.com Clicks	1				
www.beyondblue.org.au Clicks	1				

Results Comparison





Report Type
Mental Health Indicators

Number of Results
25

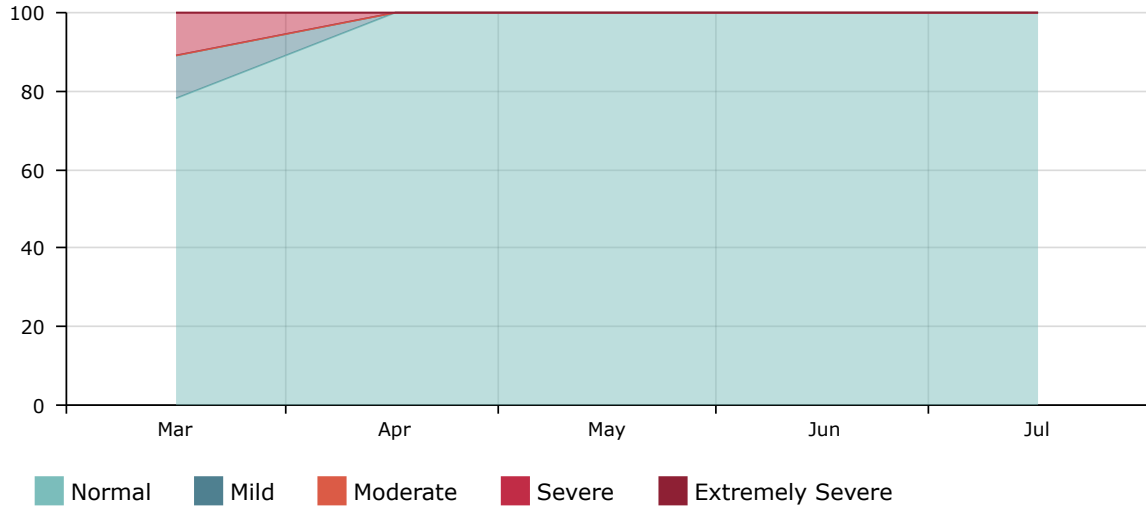
Date Generated
02 Jul 2018

Organisation-Wide Indicators

Stress Levels

NORMAL (Average)

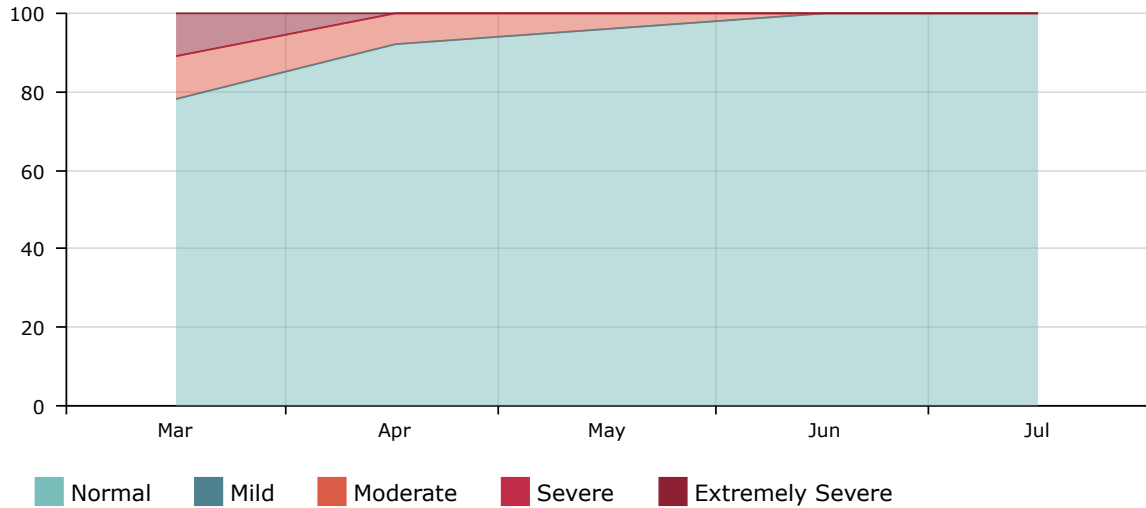
92% Normal | 4% Mild | 0% Moderate | 4% Severe | 0% Ext. Severe



Anxiety Levels

NORMAL (Average)

88% Normal | 0% Mild | 8% Moderate | 0% Severe | 4% Ext. Severe



Depression Levels

NORMAL (Average)

72% Normal | 20% Mild | 4% Moderate | 4% Severe | 0% Ext. Severe

